


(l)(a)

## Statement showing Shareholding Pattern

Name of the Company : SATYAM COMPUTER SERVICES LIMITED			
Scrip Code, Name of the scrip, class of security: 500376, SATYAMCOMP, EQUITY			
Quarter ended: 31.12.2011			
Partly paid-up shares:-	No. of partly paid-up shares	As a % of total no. of partly paid-up Shares	As a % of total no. of shares of the company
Held by promoter / promoter group	-	-	-
Held by public	-	-	-
<b>Total</b>	-	-	-
Outstanding convertible securities:-	No. of outstanding securities	As a % of total no. of outstanding convertible securities	As a % of total no. of shares of the company, assuming full conversion of the convertible securities
Held by promoter / promoter group	-	-	-
Held by public	-	-	-
<b>Total</b>	-	-	-
Warrants:-	No. of warrants	As a % of total no. of warrants	As a % of total no. of shares of the company, assuming full conversion of Warrants
Held by promoter / promoter group	-	-	-
Held by public	-	-	-
<b>Total</b>	-	-	-
<b>Total paid-up capital of the company, assuming full conversion of warrants and convertible securities</b>			

Category code	Category of shareholder	Number of shareholders	Total number of shares	Number of shares held in dematerialized form	Total shareholding as a percentage of total number of shares		Shares Pledged or otherwise encumbered	
					As a percentage of (A+B)	As a percentage of (A+B+C)	Number of Shares	As a percentage (VIII) / (IV)*100
(I)	(II)	(III)	(IV)	(V)	(VI)	(VII)	(VIII)	(IX)
(A)	<b>Promoter and Promoter Group</b>							
1	<b>Indian</b>							
(a)	Individuals/ Hindu Undivided Family	-	-	-	-	-		
(b)	Central Government/ State Government(s)	-	-	-	-	-		
(c)	Bodies Corporate	1	501,843,740	501,843,740	45.34	42.65	Nil	
(d)	Financial Institutions/ Banks	-	-	-	-	-		
(e)	Any Other (specify)	-	-	-	-	-		
	<b>Sub-Total (A)(1)</b>	<b>1</b>	<b>501,843,740</b>	<b>501,843,740</b>	<b>45.34</b>	<b>42.65</b>	<b>Nil</b>	
2	<b>Foreign</b>							
(a)	Individuals (Non-Resident Individuals/ Foreign Individuals)	-	-	-	-	-		
(b)	Bodies Corporate	-	-	-	-	-		
(c)	Institutions	-	-	-	-	-		
(d)	Any Other (specify)	-	-	-	-	-		
	<b>Sub-Total (A)(2)</b>	<b>-</b>	<b>-</b>	<b>-</b>	<b>-</b>	<b>-</b>		
	<b>Total Shareholding of Promoter and Promoter Group (A)= (A)(1)+(A)(2)</b>	<b>1</b>	<b>501,843,740</b>	<b>501,843,740</b>	<b>45.34</b>	<b>42.65</b>	<b>Nil</b>	

(B)	<b>Public shareholding</b>							N.A	N.A
1	<b>Institutions</b>							N.A	N.A
(a)	Mutual Funds/UTI	7	114,100	103,600	0.01	0.01			




(b)	Financial Institutions/ Banks	27	1,008,243	1,008,243	0.09	0.09		
(c)	Central Government/ State Government(s)	2	3,412,095	3,412,095	0.31	0.29		
(d)	Venture Capital Funds	-	-	-	-	-		
(e)	Insurance Companies	27	44,344,282	44,341,732	4.01	3.77		
(f)	Foreign Institutional Investors	249	201,590,021	201,564,821	18.21	17.13		
(g)	Foreign Venture Capital Investors	-	-	-	-	-		
(h)	Any Other (specify)	-	-	-	-	-		
	<b>Sub-Total (B)(1)</b>	<b>312</b>	<b>250,468,741</b>	<b>250,430,491</b>	<b>22.63</b>	<b>21.29</b>		
<b>2</b>	<b>Non-institutions</b>						<b>N.A</b>	<b>N.A</b>
(a)	Bodies Corporate	3,868	67,850,428	67,757,576	6.13	5.77		
(b)	Individuals -							
	i. Individual shareholders holding nominal share capital up to Rs. 1 lakh.	699,360	245,355,728	241,454,484	22.17	20.85		
	ii. Individual shareholders holding nominal share capital in excess of Rs. 1 lakh.	138	19,044,830	18,944,830	1.72	1.62		
(c)	Any Other (specify)				0.00	0.00		
	i. Non Resident Indians	10,428	18,366,598	17,104,388	1.66	1.56		
	ii. Foreign Nationals	7	2,500	2,500	0.00	0.00		
	iii. Trusts	29	2,242,590	2,242,590	0.20	0.19		
	iv. Clearing Members	387	1,552,534	1,552,534	0.14	0.13		
	<b>Sub-Total (B)(2)</b>	<b>714,217</b>	<b>354,415,208</b>	<b>349,058,902</b>	<b>32.02</b>	<b>30.12</b>		
	<b>Total Public Shareholding (B)= (B)(1)+(B)(2)</b>	<b>714,529</b>	<b>604,883,949</b>	<b>599,489,393</b>	<b>54.66</b>	<b>51.40</b>	<b>N.A</b>	<b>N.A</b>
	<b>TOTAL (A)+(B)</b>	<b>714,530</b>	<b>1,106,727,689</b>	<b>1,101,333,133</b>	<b>100.00</b>	<b>94.05</b>	<b>N.A</b>	<b>N.A</b>
(C)	Shares held by Custodians and against which Depository Receipts have been issued						<b>N.A</b>	<b>N.A</b>
1	Promoter and Promoter Group	-	-	-	-	-		
2	Public	1	70,051,002	70,051,002	-	5.95		
	<b>GRAND TOTAL (A)+(B)+(C)</b>	<b>714,531</b>	<b>1,176,778,691</b>	<b>1,171,384,135</b>	<b>100.00</b>	<b>100.00</b>		

(I)(b) Statement showing Shareholding of persons belonging to the category "Promoter and Promoter Group"						
Sr. No.	Name of the shareholder	Total shares held		Shares pledged or otherwise encumbered		
		Number	As a % of grand total (A) + (B) + (C)	Number	As a percentage (VI)=(V)/(III)*100	As a % of grand total (A) + (B) + (C) of sub-clause (I)(a) (VII)
(I)	(II)	(III)	(IV)	(V)	(VI)	(VII)
1	Venturbay Consultants Pvt Ltd	501,843,740	42.65		Nil	
	<b>Total</b>		<b>42.65</b>		<b>Nil</b>	

(I)(c) Statement showing Shareholding of persons belonging to the category "Public" and holding more than 1% of the total number of shares						
Sr. No.	Name of the shareholder	Number of shares	Shares as a percentage of total number of shares (i.e., Grand Total (A)+(B)+(C) indicated in Statement at para (I)(a) above)			
1	LIC OF INDIA - GRATUITY PLUS	37,426,989	3.18	-	-	-
2	LARSEN AND TOUBRO LIMITED	23,009,291	1.96	-	-	-
3	INDUS CAPITAL ADVISORS (UK) LLP A/C INDUS INDIA FUND (MAURITIUS) LIMITED	22,951,138	1.95	-	-	-
4	ABU DHABI INVESTMENT AUTHORITY - INDENT	14,334,502	1.22	-	-	-
5	THE ROYAL BANK OF SCOTLAND PLC AS DEPOSITARY OF FIRST STATE INDIAN SUBCONTINENT FUND A SUBFUND OF FIRST STATE INVESTMENTS ICVC	13,004,090	1.11	-	-	-
	<b>TOTAL</b>	<b>110,726,010</b>	<b>9.41</b>	<b>-</b>	<b>-</b>	<b>-</b>

(I)(d) Statement showing details of locked-in shares			
Sr. No.	Name of the shareholder	Number of locked-in shares	Locked-in shares as a percentage of total number of shares (i.e., Grand Total (A)+(B)+(C) indicated in Statement at para (I)(a) above)
1	Venturbay Consultants Pvt Ltd	501,843,740	42.65




TOTAL	501,843,740	42.65	-	-	-
-------	-------------	-------	---	---	---

<b>(II)(a) Statement showing details of Depository Receipts (DRs)</b>						
Sr. No.	Type of outstanding DR (ADRs, GDRs, SDRs, etc.)	Number of outstanding DRs	Number of shares underlying outstanding DRs	Shares underlying outstanding DRs as a percentage of total number of shares {i.e., Grand Total (A)+(B)+(C) indicated in Statement at para (I)(a) above}		
1	American Depository Receipts (ADRs)	35,025,501	70,051,002	5.95		
<b>TOTAL</b>		<b>35,025,501</b>	<b>70,051,002</b>	<b>5.95</b>		

<b>(II)(b) Statement showing holding of Depository Receipts (DRs), where underlying shares held by 'promoter/promoter group' are in excess of 1% of the total number of shares</b>					
Sr. No.	Name of the DR Holder Type of outstanding Dr (ADRs, GDRs, SDRs, etc)	No of shares underlying outstanding DRs	Shares underlying outstanding DRs as a percentage of total number of shares {i.e., Grand Total (A)+(B)+(C) indicated in Statement at para (I)(a) above}		
<b>TOTAL</b>					

<b>(III) (a) Statement showing the voting pattern of shareholders, if more than one class of shares/securities is issued by the issuer. : NOT APPLICABLE.</b>							
(Give description of voting rights for each class of security.)							
Class X:							
Class Y:							
Class Z:							
Category code	Category of shareholder	Number of Voting Rights held in each class of securities			Total Voting Rights (III+IV+V)	Total Voting rights i.e., (VI)	
(I)	(II)	Class X (III)	Class Y (IV)	Class Z (V)	(VI)	As a percentage of (A+B) (VII)	As a percentage of (A+B+C) (VIII)
<b>(A)</b>	<b>Promoter and Promoter Group</b>						
1	<b>Indian</b>						
(a)	Individuals/ Hindu Undivided Family						
(b)	Central Government/ State Government(s)						
(c)	Bodies Corporate						
(d)	Financial Institutions/ Banks						
(e)	Any Other (specify)						
	<b>Sub-Total (A)(1)</b>						
2	<b>Foreign</b>						
(a)	Individuals (Non-Resident Individuals/ Foreign Individuals)						
(b)	Bodies Corporate						
(c)	Institutions						
(d)	Any Other (specify)						
	<b>Sub-Total (A)(2)</b>						
	<b>Total Shareholding of Promoter and Promoter Group (A)= (A)(1)+(A)(2)</b>						
<b>(B)</b>	<b>Public shareholding</b>						
1	<b>Institutions</b>						
(a)	Mutual Funds/UTI						
(b)	Financial Institutions/ Banks						
(c)	Central Government/ State Government(s)						
(d)	Venture Capital Funds						
(e)	Insurance Companies						
(f)	Foreign Institutional Investors						
(g)	Foreign Venture Capital Investors						



(h)	Any Other (specify)								
	<b>Sub-Total (B)(1)</b>								
<b>2</b>	<b>Non-institutions</b>								
(a)	Bodies Corporate								
(b)	Individuals -								
	iii. Individual shareholders holding nominal share capital up to Rs. 1 lakh.								
	iv. Individual shareholders holding nominal share capital in excess of Rs. 1 lakh.								
(c)	Any Other (specify)								
	<b>Sub-Total (B)(2)</b>								
	<b>Total Public Shareholding (B) = (B)(1)+(B)(2)</b>								
	<b>TOTAL (A)+(B)</b>								
(C)	Shares held by Custodians and against which Depository Receipts have been issued								
	<b>GRAND TOTAL (A)+(B)+(C)</b>								

