


(I)(a)

Statement showing Shareholding Pattern

Name of the Company : SATYAM COMPUTER SERVICES LIMITED			
Scrip Code, Name of the scrip, class of security: 590376, SATYAMCOMP, EQUITY			
Quarter ended: 31.03.2012			
Partly paid-up shares:-	No. of partly paid-up shares	As a % of total no. of partly paid-up Shares	As a % of total no. of shares of the company
Held by promoter / promoter group	-	-	-
Held by public	-	-	-
Total	-	-	-
Outstanding convertible securities:-	No. of outstanding securities	As a % of total no. of outstanding convertible securities	As a % of total no. of shares of the company, assuming full conversion of the convertible securities
Held by promoter / promoter group	-	-	-
Held by public	-	-	-
Total	-	-	-
Warrants:-	No. of warrants	As a % of total no. of warrants	As a % of total no. of shares of the company, assuming full conversion of Warrants
Held by promoter / promoter group	-	-	-
Held by public	-	-	-
Total	-	-	-
Total paid-up capital of the company, assuming full conversion of warrants and convertible securities	1,176,797,836	-	-

Cate-gory code	Category of shareholder	Number of shareholders	Total number of shares	Number of shares held in dematerialized form	Total shareholding as a percentage of total number of shares		Shares Pledged or otherwise encumbered	
					As a percentage of (A+B)	As a percentage of (A+B+C)	Number of Shares	As a percentage(VIII) / (IV)*100
(I)	(II)	(III)	(IV)	(V)	(VI)	(VII)	(VIII)	(IX)
(A)	Promoter and Promoter Group							
1	Indian							
(a)	Individuals/ Hindu Undivided Family	-	-	-	-	-	-	-
(b)	Central Government/ State Government(s)	-	-	-	-	-	-	-
(c)	Bodies Corporate	1	501,843,740	501,843,740	42.65	42.65	Nil	
(d)	Financial Institutions/ Banks	-	-	-	-	-	-	-
(e)	Any Other (specify)	-	-	-	-	-	-	-
	Sub-Total (A)(1)	1	501,843,740	501,843,740	42.65	42.65	Nil	
2	Foreign							
(a)	Individuals (Non-Resident Individuals/ Foreign Individuals)	-	-	-	-	-	-	-
(b)	Bodies Corporate	-	-	-	-	-	-	-
(c)	Institutions	-	-	-	-	-	-	-
(d)	Any Other (specify)	-	-	-	-	-	-	-
	Sub-Total (A)(2)	-	-	-	-	-	-	-
	Total Shareholding of Promoter and Promoter Group (A)= (A)(1)+(A)(2)	1	501,843,740	501,843,740	42.65	42.65	Nil	


(B)	Public shareholding							N.A	N.A
1	Institutions							N.A	N.A
(a)	Mutual Funds/UT1	22	25,083,966	25,073,466	2.13	2.13			
(b)	Financial Institutions/ Banks	27	736,781	736,781	0.06	0.06			
(c)	Central Government/ State Government(s)	2	3,412,095	3,412,095	0.29	0.29			



(d)	Venture Capital Funds	-	-	-	-	-	-	-	-
(e)	Insurance Companies	38	53,576,240	53,573,690	4.55	4.55			
(f)	Foreign Institutional Investors	260	244,836,928	244,811,728	20.80	20.80			
(g)	Foreign Venture Capital Investors	-	-	-	-	-			
(h)	Any Other (specify)	-	-	-	-	-			
	Sub-Total (B)(1)	349	327,646,010	327,607,760	27.83	27.83			
2	Non-institutions						N.A	N.A	
(a)	Bodies Corporate	3,635	64,552,980	64,460,128	5.49	5.49			
(b)	Individuals -								
	i. Individual shareholders holding nominal share capital up to Rs. 1 lakh.	670,714	235,362,482	231,494,617	20.00	20.00			
	ii. Individual shareholders holding nominal share capital in excess of Rs. 1 lakh.	136	20,889,834	20,789,834	1.78	1.78			
(c)	Any Other (specify)				0.00	0.00			
	i. Non Resident Indians	10,167	18,617,242	17,364,132	1.58	1.58			
	ii. Foreign Nationals	9	3,245,771	3,245,771	0.28	0.28			
	iii. Trusts	30	2,244,890	2,244,890	0.19	0.19			
	iv. Clearing Members	513	2,394,887	2,394,887	0.20	0.20			
	Sub-Total (B)(2)	685,204	347,308,086	341,994,259	29.52	29.52			
	Total Public Shareholding (B)= (B)(1)+(B)(2)	685,553	674,954,096	669,602,019	57.35	57.35	N.A	N.A	
	TOTAL (A)+(B)	685,554	1,176,797,836	1,171,445,759	100.00	100.00			
(C)#	Shares held by Custodians and against which Depository Receipts have been issued						N.A	N.A	
1	Promoter and Promoter Group								
2	Public								
	GRAND TOTAL (A)+(B)+(C)	685,554	1,176,797,836	1,171,445,759	100.00	100.00			

(I)(b) Statement showing holding of securities (including shares,warrants,convertible securities) of persons belonging to the category "Promoter and Promoter Group"							
Sr No	Name of the shareholder	Details of shares held		Encumbered shares(*)			Total shares (including underlying shares assuming full conversion of warrants and convertible securities) as a % of diluted share capital
		No of Shares held	As a % of grand total (A)+(B)+(C)	No of Shares held	As a % (VI)=(V)/(III)*100	As a % of grand total (A)+(B)+© of sub-clause (I)(a)	
1	Venturbay Consultants Pvt Ltd	501,843,740	42.65	-	-	-	-
	Total	501,843,740	42.65				

(I)(c)(i) Statement showing holding of securities (including shares,warrants,convertible securities) of persons belonging to the category "Public"& holding more than 1% of the total number of shares								
Sr. No.	Name of the shareholder	Number of shares held	Shares as a percentage of total number of shares (i.e., Grand Total (A)+(B)+(C) indicated in Statement at para (I)(a) above)	Details of warrants		Details of convertible securities		Total shares (including underlying shares assuming full conversion of warrants and convertible securities) as a % of diluted share capital
				Number of warrants held	As a % total number of warrants of the same class	Number of convertible securities held	% w.r.t total number of convertible securities of the same class	
1	LIC OF INDIA FORTUNE PLUS BALANCED FUND	37,426,989	3.18	-	-	-	-	-
2	INDUS CAPITAL ADVISORS (UK) LLP A/C INDUS INDIA FUND (MAURITIUS) LIMITED	32,193,241	2.74	-	-	-	-	-
3	LARSEN AND TOUBRO LIMITED	23,009,291	1.96	-	-	-	-	-
4	GOLDMAN SACHS INVESTMENTS (MAURITIUS) I LIMITED	15,438,670	1.31	-	-	-	-	-
5	ABU DHABI INVESTMENT AUTHORITY - INDENT	14,334,502	1.22	-	-	-	-	-
6	RELIANCE CAPITAL TRUSTEE COMPANY LIMITED A/C RELIANCE GROWTH FUND	12,960,000	1.10	-	-	-	-	-
	TOTAL	135,362,693	11.51					




(I)(c) (ii) Statement showing holding of securities (including shares,warrants,convertible securities) of persons (together withPAC) belonging to the category "Public"& holding more than 5% of the total number of shares of the Company								
Sr. No#	Name(s) of the shareholder(s) and the Persons Acting in Concert (PAC) with them	Number of shares	Shares as a percentage of total number of shares (i.e., Grand Total (A)+(B)+(C) indicated in Statement at para (I)(a) above)	Details of warrants		Details of convertible securities		Total shares (including underlying shares assuming full conversion of warrants and convertible securities) as a % of diluted share capital
				Number of warrants held	As a % total number of warrants of the same class	Number of convertible securities held	% w.r.t total number of convertible securities of the same class	
-	-	-	-	-	-	-	-	-

(I)(d) Statement showing details of locked-in shares				
Sr. No.	Name of the shareholder	Number of locked-in shares	Locked-in shares as a percentage of total number of shares (i.e., Grand Total (A)+(B)+(C) indicated in Statement at para (I)(a) above)	
1	Venturbay Consultants Pvt Ltd	501,843,740	42.65	-
	TOTAL	501,843,740	42.65	-

(II)(a) Statement showing details of Depository Receipts (DRs)						
Sr. No.	Type of outstanding DR (ADRs, GDRs, SDRs, etc.)	Number of outstanding DRs	Number of shares underlying outstanding DRs	Shares underlying outstanding DRs as a percentage of total number of shares (i.e., Grand Total (A)+(B)+(C) indicated in Statement at para (I)(a) above)		
-	-	-	-	-	-	-
	TOTAL	-	-	-	-	-

(II)(b) Statement showing holding of Depository Receipts (DRs), where underlying shares held by 'promoter/promoter group' are in excess of 1% of the total number of shares					
Sr. No.	Name of the DR Holder	Type of outstanding Dr (ADRs, GDRs, SDRs, etc)	No of shares underlying outstanding DRs	Shares underlying outstanding DRs as a percentage of total number of shares (i.e., Grand Total (A)+(B)+(C) indicated in Statement at para (I)(a) above)	
-	-	-	-	-	-
	TOTAL	-	-	-	-

(III) (a) Statement showing the voting pattern of shareholders, if more than one class of shares/securities is issued by the issuer. : NOT APPLICABLE.							
(Give description of voting rights for each class of security.							
	Class X:						
	Class Y:						
	Class Z:)						
Category code	Category of shareholder	Number of Voting Rights held in each class of securities			Total Voting Rights (III+IV+V)	Total Voting rights i.e., (VI)	
(I)	(II)	Class X (III)	Class Y (IV)	Class Z (V)	(VI)	As a percentage of (A+B) (VII)	As a percentage of (A+B+C) (VIII)
(A)	Promoter and Promoter Group						
1	Indian						
(a)	Individuals/ Hindu Undivided Family						
(b)	Central Government/ State Government(s)						
(c)	Bodies Corporate						
(d)	Financial Institutions/ Banks						
(e)	Any Other (specify)						
	Sub-Total (A)(1)						



2	Foreign								
(a)	Individuals (Non-Resident Individuals/ Foreign Individuals)								
(b)	Bodies Corporate								
(c)	Institutions								
(d)	Any Other (specify)								
	Sub-Total (A)(2)								
	Total Shareholding of Promoter and Promoter Group (A)= (A)(1)+(A)(2)								
(B)	Public shareholding								
1	Institutions								
(a)	Mutual Funds/UTI								
(b)	Financial Institutions/ Banks								
(c)	Central Government/ State Government(s)								
(d)	Venture Capital Funds								
(e)	Insurance Companies								
(f)	Foreign Institutional Investors								
(g)	Foreign Venture Capital Investors								
(h)	Any Other (specify)								
	Sub-Total (B)(1)								
2	Non-Institutions								
(a)	Bodies Corporate								
(b)	Individuals -								
	iii. Individual shareholders holding nominal share capital up to Rs. 1 lakh.								
	iv. Individual shareholders holding nominal share capital in excess of Rs. 1 lakh.								
(c)	Any Other (specify)								
	Sub-Total (B)(2)								
	Total Public Shareholding (B)= (B)(1)+(B)(2)								
	TOTAL (A)+(B)								
(C)	Shares held by Custodians and against which Depository Receipts have been issued								
	GRAND TOTAL (A)+(B)+(C)								

