

**(I)(a) Statement showing Shareholding Pattern**

Name of the Company: **TECH MAHINDRA LIMITED**  
Scrip Code, Name of the scrip, class of security:- **532755, TECHM, EQUITY**  
Post Merger: **6th July 2013**

Partly paid-up shares:-	No. of partly paid-up shares	As a % of total no. of partly paid-up shares	As a % of total no. of shares of the Company
Held by Promoter/ Promoter Group	NIL	NIL	NIL
Held by Public	NIL	NIL	NIL
<b>Total</b>	<b>NIL</b>	<b>NIL</b>	<b>NIL</b>
Outstanding convertible securities:-	No. of outstanding securities	As a % of total no. of outstanding convertible securities	As a % of total no. of shares of the Company, assuming full conversion of the convertible securities
Held by Promoter/ Promoter Group	NIL	NIL	NIL
Held by Public	NIL	NIL	NIL
<b>Total</b>	<b>NIL</b>	<b>NIL</b>	<b>NIL</b>
Warrants:-	No. of warrants	As a % of total no. of warrant	As a % of total no. of shares of the Company, assuming full conversion of Warrants
Held by Promoter/ Promoter Group	NIL	NIL	NIL
Held by Public	NIL	NIL	NIL
<b>Total</b>	<b>NIL</b>	<b>NIL</b>	<b>NIL</b>
<b>Total paid-up capital of the Company, assuming full conversion of warrants and convertible securities</b>	<b>232255860 of Rs. 10 each</b>		

For Tech Mahindra Limited

  
G Jayaraman  
Company Secretary



**(I)(a) STATEMENT SHOWING SHAREHOLDING PATTERN**  
Name of the Company: **TECH MAHINDRA LIMITED**

Scrip Code, Name of the scrip, class of security:- 532755, TECHM, EQUITY

Post Merger: 06/07/2013

Category Code	Category of Shareholder	Number of shareholders	Total number of shares	Number of shares held in dematerialized form	Total shareholding as a percentage of total number of shares		Shares pledged or otherwise encumbered	
					As a percentage of (A+B)	As a percentage of (A+B+C)	Number of Shares	As a percentage (VIII)/(IV)*100
(I)	(II)	(III)	(IV)	(V)	(VI)	(VII)	(VIII)	(IX)
<b>(A)</b>	<b>Promoter and Promoter Group</b>							
<b>(1)</b>	<b>Indian</b>							
(a)	Individuals / Hindu Undivided Family	-	-	-	-	-	-	-
(b)	Central Government / State Government(s)	-	-	-	-	-	-	-
(c)	Bodies Corporate	1	60676252	60676252	26.12	26.12	0	0
(d)	Financial Institutions / Banks	-	-	-	-	-	-	-
(e)	Any Other	-	-	-	-	-	-	-
	TML Benefit Trust (Through Ulhas Yargop, Turstee)	1	24000000	24000000	10.33	10.33	0	0
	<b>Sub-Total (A)(1)</b>	<b>2</b>	<b>84676252</b>	<b>84676252</b>	<b>36.46</b>	<b>36.46</b>	<b>0</b>	<b>0</b>
<b>(2)</b>	<b>Foreign</b>							
(a)	Individuals (NRIs / Foreign Individuals)	-	-	-	-	-	-	-
(b)	Bodies Corporate	1	60726	60726	0.03	0.03	0	0
(c)	Institutions	-	-	-	-	-	-	-
(d)	Qualified Foreign Investor	-	-	-	-	-	-	-
(e)	Any Other	-	-	-	-	-	-	-
	<b>Sub-Total (A)(2)</b>	<b>1</b>	<b>60726</b>	<b>60726</b>	<b>0.03</b>	<b>0.03</b>	<b>0</b>	<b>0.00</b>
	<b>Total Shareholding of Promoter and Promoter Group (A)=(A)(1)+(A)(2)</b>	<b>3</b>	<b>84736978</b>	<b>84736978</b>	<b>36.48</b>	<b>36.48</b>	<b>0</b>	<b>0.00</b>
<b>(B)</b>	<b>Public Shareholding</b>						<b>NA.</b>	<b>NA.</b>
<b>(1)</b>	<b>Institutions</b>							
(a)	Mutual Funds / UTI	180	16989985	16988752	7.32	7.31	-	-
(b)	Financial Institutions / Banks	59	17736442	17736143	7.64	7.64	-	-
(c)	Central Government / State Government(s)	1	409162	409162	0.18	0.18	-	-
(d)	Venture Capital Funds	-	-	-	-	-	-	-
(e)	Insurance Companies	-	-	-	-	-	-	-
(f)	Foreign Institutional Investors	364	69807616	69804657	30.06	30.06	-	-
(g)	Foreign Venture Capital Investors	-	-	-	-	-	-	-
(h)	Qualified Foreign Investor	-	-	-	-	-	-	-
(i)	Any Other	-	-	-	-	-	-	-
	<b>Sub-Total (B)(1)</b>	<b>604</b>	<b>104943205</b>	<b>104938714</b>	<b>45.18</b>	<b>45.18</b>		
<b>(2)</b>	<b>Non-institutions</b>							
(a)	Bodies Corporate	3165	9577757	9566208	4.12	4.12	-	-
(b)	Individuals							
(1)	Individual shareholders holding nominal share capital up to Rs. 1 Lakh	547488	24604045	24100583	10.59	10.59	-	-
(2)	Individual shareholders holding nominal share capital in excess of Rs. 1 Lakh	94	4154862	4130632	1.79	1.79	-	-
(c)	Qualified Foreign Investor(s)	-	-	-	-	-	-	-
(d)	Others							
(1)	Clearing Members	649	753046	753046	0.32	0.32	-	-
(2)	Market Maker	41	31240	31240	0.01	0.01	-	-
(3)	Foreign Nationals	12	60569	40344	0.03	0.03	-	-
(4)	Non Resident Indians	8789	2677426	2499935	1.15	1.15	-	-
(5)	Hindu Undivided Families	6141	415539	415539	0.18	0.18	-	-
(6)	Trusts	29	300606	300606	0.13	0.13	-	-
(7)	Foreign Bodies Corporate (OCB)	2	587	587	0.00	0.00	-	-
	<b>Sub-Total (B)(2)</b>	<b>566410</b>	<b>42575677</b>	<b>41838720</b>	<b>18.33</b>	<b>18.33</b>		
	<b>Total Public Shareholding (B)=(B)(1)+(B)(2)</b>	<b>567014</b>	<b>147518882</b>	<b>146777434</b>	<b>63.52</b>	<b>63.52</b>		
	<b>TOTAL (A)+(B)</b>	<b>567017</b>	<b>232255860</b>	<b>231514412</b>	<b>100.00</b>	<b>100.00</b>		
<b>(C)</b>	<b>Shares held by Custodians and against which Depository Receipts have been issued</b>	<b>0</b>	<b>0</b>	<b>0</b>	<b>0.00</b>	<b>0.00</b>		
	<b>GRAND TOTAL (A)+(B)+(C)</b>	<b>567017</b>	<b>232255860</b>	<b>231514412</b>	<b>100.00</b>	<b>100.00</b>		

For Tech Mahindra Limited

G Jayaraman  
Company Secretary




**(I)(b) Statement showing holding of securities (including shares, warrants, convertible securities) of persons belonging to the category "Promoter and Promoter Group" (Post Merger)**

Sr. No.	Name of the shareholder	Details of Shares held		Encumbered shares (*)			Details of warrants		Details of convertible securities		Total shares (including underlying shares assuming full conversion of warrants and convertible securities) as a % of diluted share capital
		Number of shares held	As a % of grand total (A)+(B)+(C)	No.	As a percentage	As a % of grand total (A)+(B)+(C) of sub-clause (I)(a)	Number of warrants held	As a % total number of warrants of the same class	Number of convertible securities held	As a % total number of convertible securities of the same class	
(I)	(II)	(III)	(IV)	(V)	(VI)=(V)/(III)*100	(VII)	(VIII)	(IX)	(X)	(XI)	(XII)
1	MAHINDRA & MAHINDRA LIMITED	60676252	26.12	0	0.00	0.00	0.00	0.00	0.00	0.00	
2	TML BENEFIT TRUST (THROUGH ULHAS YARGOP, TRUSTEE)	24000000	10.33								
3	MAHINDRA BT INVESTMENT COMPANY (MAURITIUS) LIMITED	60726	0.03	0	0.00	0.00	0.00	0.00	0.00	0.00	
<b>TOTAL</b>		<b>84736978</b>	<b>36.48</b>	<b>0</b>	<b>0.00</b>	<b>0.00</b>	<b>0</b>	<b>0</b>	<b>0</b>	<b>0</b>	<b>0</b>

(\* ) The term "encumbrance" has the same meaning as assigned to it in regulation 28(3) of the SAST Regulations, 2011

For Tech Mahindra Limited


G Jayaraman  
Company Secretary



**(I)(c)(i) Statement showing holding of securities (including shares, warrants, convertible securities) of persons belonging to the category "Public" and holding more than 1% of the total number of shares (Post Merger)**

Sr. No.	Name of the shareholder	Number of shares held	Shares as a percentage of total number of shares {i.e., Grand Total (A)+(B)+(C) indicated in Statement at para (I)(a) above}	Details of warrants		Details of convertible securities		Total shares (including underlying shares assuming full conversion of warrants and convertible securities) as a % of diluted share capital
				Number of warrants held	As a % total number of warrants of the same class	Number of convertible securities held	% w.r.t total number of convertible securities of the same class	
1	LIFE INSURANCE CORPORATION OF INDIA (THRU VARIOUS SCHEMES)	17436416	7.51	-	-	-	-	-
2	HSBC GLOBAL INVESTMENT FUNDS A/C HSBC GLOBAL INVESTMENT FUNDS MAURITIUS LIMITED	5211823	2.24	-	-	-	-	-
3	ICICI PRUDENTIAL FOCUSED BLUECHIP EQUITY FUND	4656647	2.00	-	-	-	-	-
4	GOVERNMENT PENSION FUND GLOBAL	2895605	1.25	-	-	-	-	-
5	GMO EMERGING MARKETS FUND	2724263	1.17	-	-	-	-	-
6	GOLDMAN SACHS INVESTMENTS (MAURITIUS) LIMITED	2441495	1.05	-	-	-	-	-
<b>TOTAL</b>		<b>35366249</b>	<b>15.23</b>	<b>0</b>	<b>0</b>	<b>0</b>	<b>0</b>	<b>0</b>

For Tech Mahindra Limited


  
G Jayaraman  
Company Secretary




**(I)(c)(ii) Statement showing holding of securities (including shares, warrants, convertible securities) of persons (together with PAC) belonging to the category "Public" and holding more than 5% of the total number of shares of the company (Post Merger)**

Sr. No.	Name(s) of the shareholder(s) and the Persons Acting in Concert (PAC) with them	Number of shares	Shares as a percentage of total number of shares {i.e., Grand Total (A)+(B)+(C) indicated in Statement at para (I)(a) above}	Details of warrants		Details of convertible securities		Total shares (including underlying shares assuming full conversion of warrants and convertible securities) as a % of diluted share capital
				Number of warrants	As a % total number of warrants of the same class	Number of convertible securities held	% w.r.t total number of convertible securities of the same class	
1	LIFE INSURANCE CORPORATION OF INDIA	17436416	7.51	0	0	0	0	0
<b>TOTAL</b>		<b>17436416</b>	<b>7.51</b>	<b>0</b>	<b>0</b>	<b>0</b>	<b>0</b>	<b>0</b>

For Tech Mahindra Limited

  
G Jayaraman  
Company Secretary



(Post Merger)

**(I)(d) Statement showing details of locked-in-shares**

Sr. No.	Name of the shareholder	Number of locked-in-shares	Locked-in-shares as a percentage of total number of shares { i.e., Grand Total (A) + (B) + (C) indicated in Statement at para (I)(a) above}	Promoter / Promoter Group / Public
NIL				
TOTAL				

**(II)(a) Statement showing details of Depository Receipts (DRs)**

Sr. No.	Type of outstanding DR (ADRs, GDRs, SDRs, etc.)	Number of outstanding DRs	Number of shares underlying outstanding DRs	Shares underlying outstanding DRs as a percentage of total number of shares { i.e., Grand Total (A) + (B) + (C) indicated in Statement at para (I)(a) above}
Not Applicable				
TOTAL				

**(II)(b) Statement showing Holding of Depository Receipts (DRs), where underlying shares held by 'promoter/ promoter group' are in excess of 1% of the total number of shares**

Sr. No.	Name of the DR Holder	Type of outstanding DR (ADRs, GDRs, SDRs, etc.)	Number of shares underlying outstanding DRs	Shares underlying outstanding DRs as a percentage of total number of shares { i.e., Grand Total (A) + (B) + (C) indicated in Statement at para (I)(a) above}
Not Applicable				
TOTAL				

For Tech Mahindra Limited

  
G Jayaraman  
Company Secretary



<b>(III)(a) Statement showing the voting pattern of shareholders, if more than one class of shares/securities is issued by the issuer. (Post Merger)</b>							
Category	Category of Shareholder	Number of Voting Rights held in each class of securities			Total Voting Rights	Total Voting rights i.e. (VI)	
		Class X	Class Y	Class Z	(III + IV + V)	As a percentages of (A + B) (VII)	As a percentages of (A + B + C) (VIII)
(I)	(II)	(III)	(IV)	(V)	(VI)	(VII)	(VIII)
(A)	<b>Promoter and Promoter Group</b>						
(1)	<b>Indian</b>						
(a)	Individuals/Hindu Undivided Family						
(b)	Central Government/ State Government(s)						
(c)	Bodies Corporate						
(d)	Financial Institutions/Banks						
(e)	Any Other (specify)						
	<b>Sub-Total (A)(1)</b>						
(2)	<b>Foreign</b>						
(a)	Individuals (Non Resident Individuals/ Foreign Individuals)						
(b)	Bodies Corporate						
(c)	Institutions						
(d)	Any Other (specify)						
	<b>Sub-Total (A)(2)</b>						
	<b>Total Shareholding of Promoter and Promoter Group (A) = (A)(1)+(A)(2)</b>						
(B)	<b>Public Shareholding</b>						
(1)	<b>Institutions</b>						
(a)	Mutual Funds/UTI						
(b)	Financial Institutions/Banks						
(c)	Central Government/ State Government(s)						
(d)	Venture Capital Funds						
(e)	Insurance Companies						
(f)	Foreign Institutional Foreign Venture Capital						
(g)	Investors						
(h)	Any Other (specify)						
	<b>Sub-Total (B)(1)</b>						
(2)	<b>Non-Institutions</b>						
(a)	Bodies Corporate						
(b)	Individuals - i. Individual shareholders holding nominal share capital up to Rs. 1 lakh. ii. Individual shareholders holding nominal share capital in excess of Rs. 1 lakh.						
(c)	Any Other (specify)						
	<b>Sub-Total (B)(2)</b>						
	<b>Total Public Shareholding (B) = (B)(1)+(B)(2)</b>						
	<b>TOTAL (A)+(B)</b>						
	<b>and against which Depository Receipts have been issued</b>						
(C)	<b>GRAND TOTAL (A)+(B)+(C)</b>						

NOT APPLICABLE

For Tech Mahindra Limited

  
G. Jayaraman  
Company Secretary

